

# MAROMAKU SCHOOL

## ANNUAL REPORT

### FOR THE YEAR ENDED 31 DECEMBER 2022

School Directory

<b>Ministry Number:</b>	2102
<b>Principal:</b>	Paula Ashcroft
<b>School Address:</b>	School Road
<b>School Postal Address:</b>	Maromaku School Road RD 4, Kawakawa, 0281
<b>School Phone:</b>	09 433 4818
<b>School Email:</b>	office@maromaku.school.nz

Accountant / Service Provider:

**Education**  *Services.*  
*Dedicated to your school*

# MAROMAKU SCHOOL

Annual Report - For the year ended 31 December 2022

## Index

<b>Page</b>	<b>Statement</b>
	<b>Financial Statements</b>
1	Statement of Responsibility
2	Statement of Comprehensive Revenue and Expense
3	Statement of Changes in Net Assets/Equity
4	Statement of Financial Position
5	Statement of Cash Flows
6 - 20	Notes to the Financial Statements
	<b>Other Information</b>
	Members of the Board
	Kiwisport / Statement of Compliance with Employment Policy
	Analysis of Variance

---

# Maromaku School

## Statement of Responsibility


For the year ended 31 December 2022

The Board accepts responsibility for the preparation of the annual financial statements and the judgements used in these financial statements.

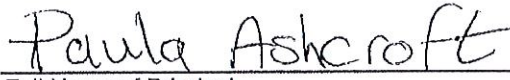
The management (including the principal and others as directed by the Board) accepts responsibility for establishing and maintaining a system of internal controls designed to provide reasonable assurance as to the integrity and reliability of the school's financial reporting.

It is the opinion of the Board and management that the annual financial statements for the financial year ended 31 December 2022 fairly reflects the financial position and operations of the school.


The School's 2022 financial statements are authorised for issue by the Board.




Full Name of Presiding Member




Full Name of Principal




Signature of Presiding Member



Signature of Principal



Date:



Date:

**Maromaku School**  
**Statement of Comprehensive Revenue and Expense**  
For the year ended 31 December 2022

	Notes	2022 Actual \$	2022 Budget (Unaudited) \$	2021 Actual \$
<b>Revenue</b>				
Government Grants	2	505,046	501,307	458,424
Locally Raised Funds	3	26,978	8,320	24,383
Interest Income		2,914	-	1,144
		<u>534,938</u>	<u>509,627</u>	<u>483,951</u>
<b>Expenses</b>				
Locally Raised Funds	3	6,738	8,320	8,921
Learning Resources	4	318,398	342,400	295,473
Administration	5	98,665	45,374	64,052
Finance		193	750	150
Property	6	119,513	132,156	103,260
		<u>543,507</u>	<u>529,000</u>	<u>471,856</u>
<b>Net Surplus / (Deficit) for the year</b>		(8,569)	(19,373)	12,095
Other Comprehensive Revenue and Expense		-	-	-
<b>Total Comprehensive Revenue and Expense for the Year</b>		<u>(8,569)</u>	<u>(19,373)</u>	<u>12,095</u>

The above Statement of Comprehensive Revenue and Expense should be read in conjunction with the accompanying notes which form part of these financial statements.



**Maromaku School**  
**Statement of Changes in Net Assets/Equity**  
For the year ended 31 December 2022

	Notes	2022 Actual \$	2022 Budget (Unaudited) \$	2021 Actual \$
<b>Equity at 1 January</b>		252,181	219,415	234,596
Total comprehensive revenue and expense for the year		(8,569)	(19,373)	12,095
Contributions from the Ministry of Education		1,290	-	5,490
Contribution - Furniture and Equipment Grant		5,434	-	-
MoE Assets				
<b>Equity at 31 December</b>		250,336	200,042	252,181
Accumulated comprehensive revenue and expense		250,336	200,042	252,181
<b>Equity at 31 December</b>		250,336	200,042	252,181

The above Statement of Changes in Net Assets/Equity should be read in conjunction with the accompanying notes which form part of these financial statements.



## Maromaku School Statement of Financial Position

As at 31 December 2022

	Notes	2022 Actual \$	2022 Budget (Unaudited) \$	2021 Actual \$
<b>Current Assets</b>				
Cash and Cash Equivalents	7	76,109	56,242	89,930
Accounts Receivable	8	26,089	20,010	20,971
GST Receivable		3,490	5,064	3,087
Prepayments		2,587	801	608
Investments	9	100,575	100,000	100,000
Funds Receivable for Capital Works Projects	15	1,438	-	4,792
		<u>210,288</u>	<u>182,117</u>	<u>219,388</u>
<b>Current Liabilities</b>				
Accounts Payable	11	27,787	42,570	29,417
Revenue Received in Advance	12	-	2,351	-
Provision for Cyclical Maintenance	13	21,230	16,301	21,083
Finance Lease Liability	14	1,204	751	913
Funds held for Capital Works Projects	15	669	-	-
		<u>50,890</u>	<u>61,973</u>	<u>51,413</u>
<b>Working Capital Surplus/(Deficit)</b>		159,398	120,144	167,975
<b>Non-current Assets</b>				
Property, Plant and Equipment	10	105,986	80,644	94,510
		<u>105,986</u>	<u>80,644</u>	<u>94,510</u>
<b>Non-current Liabilities</b>				
Provision for Cyclical Maintenance	13	14,000	-	9,334
Finance Lease Liability	14	1,048	746	970
		<u>15,048</u>	<u>746</u>	<u>10,304</u>
<b>Net Assets</b>		<u>250,336</u>	<u>200,042</u>	<u>252,181</u>
<b>Equity</b>		<u>250,336</u>	<u>200,042</u>	<u>252,181</u>

The above Statement of Financial Position should be read in conjunction with the accompanying notes which form part of these financial statements.



**Maromaku School**  
**Statement of Cash Flows**  
For the year ended 31 December 2022

		2022	2022	2021
	Note	Actual	Budget	Actual
		\$	(Unaudited)	\$
			\$	
<b>Cash flows from Operating Activities</b>				
Government Grants		154,920	143,902	136,194
Locally Raised Funds		24,803	8,320	21,163
Goods and Services Tax (net)		(403)	-	1,977
Payments to Employees		(98,022)	(69,835)	(73,496)
Payments to Suppliers		(90,763)	(118,371)	(73,564)
Interest Paid		(193)	(750)	(150)
Interest Received		2,037	-	1,254
Net cash from/(to) Operating Activities		(7,621)	(36,734)	13,378
<b>Cash flows from Investing Activities</b>				
Purchase of Property Plant & Equipment (and Intangibles)		(15,874)	(4,500)	(1,362)
Purchase of Investments		(575)	-	(50,000)
Proceeds from Sale of Investments		-	-	50,000
Net cash from/(to) Investing Activities		(16,449)	(4,500)	(1,362)
<b>Cash flows from Financing Activities</b>				
Furniture and Equipment Grant		1,290	-	-
Owners Contributions		5,434	-	-
Finance Lease Payments		(498)	(2,113)	(470)
Funds Administered on Behalf of Third Parties		4,023	-	(21,205)
Net cash from/(to) Financing Activities		10,249	(2,113)	(21,675)
<b>Net increase/(decrease) in cash and cash equivalents</b>		<b>(13,821)</b>	<b>(43,347)</b>	<b>(9,659)</b>
Cash and cash equivalents at the beginning of the year	7	89,930	99,589	99,589
<b>Cash and cash equivalents at the end of the year</b>	7	<b>76,109</b>	<b>56,242</b>	<b>89,930</b>

The Statement of Cash Flows records only those cash flows directly within the control of the School. This means centrally funded teachers' salaries and the use of land and buildings grant and expense have been excluded.

The above Statement of Cash Flows should be read in conjunction with the accompanying notes which form part of these financial statements.



# Maromaku School

## Notes to the Financial Statements

### For the year ended 31 December 2022

#### 1. Statement of Accounting Policies

##### a) Reporting Entity

Maromaku School (the School) is a Crown entity as specified in the Crown Entities Act 2004 and a school as described in the Education and Training Act 2020. The Board is of the view that the School is a public benefit entity for financial reporting purposes.

##### b) Basis of Preparation

###### *Reporting Period*

The financial statements have been prepared for the period 1 January 2022 to 31 December 2022 and in accordance with the requirements of the Education and Training Act 2020.

###### *Basis of Preparation*

The financial statements have been prepared on a going concern basis, and the accounting policies have been consistently applied throughout the period.

###### *Financial Reporting Standards Applied*

The Education and Training Act 2020 requires the School, as a Crown entity, to prepare financial statements in accordance with generally accepted accounting practice. The financial statements have been prepared in accordance with generally accepted accounting practice in New Zealand, applying Public Sector Public Benefit Entity (PBE) Standards Reduced Disclosure Regime as appropriate to public benefit entities that qualify for Tier 2 reporting. The school is considered a Public Benefit Entity as it meets the criteria specified as 'having a primary objective to provide goods and/or services for community or social benefit and where any equity has been provided with a view to supporting that primary objective rather than for financial return to equity holders'.

###### *PBE Accounting Standards Reduced Disclosure Regime*

The School qualifies for Tier 2 as the school is not publicly accountable and is not considered large as it falls below the expense threshold of \$30 million per year. All relevant reduced disclosure concessions have been taken.

###### *Measurement Base*

The financial statements are prepared on the historical cost basis unless otherwise noted in a specific accounting policy.

###### *Presentation Currency*

These financial statements are presented in New Zealand dollars, rounded to the nearest dollar.

###### *Specific Accounting Policies*

The accounting policies used in the preparation of these financial statements are set out below.

###### *Critical Accounting Estimates And Assumptions*

The preparation of financial statements requires management to make judgements, estimates and assumptions that affect the application of accounting policies and the reported amounts of assets, liabilities, revenue and expenses. Actual results may differ from these estimates.

Estimates and underlying assumptions are reviewed on an ongoing basis. Revisions to accounting estimates are recognised in the period in which the estimate is revised and in any future periods affected.

###### *Cyclical maintenance*

A school recognises its obligation to maintain the Ministry's buildings in a good state of repair as a provision for cyclical maintenance. This provision relates mainly to the painting of the school buildings. The estimate is based on the school's best estimate of the cost of painting the school and when the school is required to be painted, based on an assessment of the school's condition. During the year, the Board assesses the reasonableness of its painting maintenance plan on which the provision is based. Cyclical maintenance is disclosed at note 13.



#### *Useful lives of property, plant and equipment*

The School reviews the estimated useful lives of property, plant and equipment at the end of each reporting date. The School believes that the estimated useful lives of the property, plant and equipment as disclosed in the significant accounting policies are appropriate to the nature of the property, plant and equipment at reporting date. Property, plant and equipment is disclosed at note 10.

#### **Critical Judgements in applying accounting policies**

Management has exercised the following critical judgements in applying accounting policies:

##### *Classification of leases*

Determining whether a lease is a finance lease or an operating lease requires judgement as to whether the lease transfers substantially all the risks and rewards of ownership to the school. A lease is classified as a finance lease if it transfers substantially all risks and rewards incidental to ownership of an underlying asset to the lessee. In contrast, an operating lease is a lease that does not transfer substantially all the risks and rewards incidental to ownership of an asset to the lessee. Judgement is required on various aspects that include, but are not limited to, the fair value of the leased asset, the economic life of the leased asset, whether or not to include renewal options in the lease term, and determining an appropriate discount rate to calculate the present value of the minimum lease payments. Classification as a finance lease means the asset is recognised in the statement of financial position as property, plant, and equipment, whereas for an operating lease no such asset is recognised. Finance lease liability disclosures are contained in note 14. Future operating lease commitments are disclosed in note 20b.

##### *Recognition of grants*

The School reviews the grants monies received at the end of each reporting period and whether any require a provision to carry forward amounts unspent. The School believes all grants received have been appropriately recognised as a liability if required. Government grants are disclosed at note 2.

### **c) Revenue Recognition**

#### **Government Grants**

The school receives funding from the Ministry of Education. The following are the main types of funding that the School receives.

Operational grants are recorded as revenue when the School has the rights to the funding, which is in the year that the funding is received.

Teachers salaries grants are recorded as revenue when the School has the rights to the funding in the salary period they relate to. The grants are not received in cash by the School and are paid directly to teachers by the Ministry of Education.

Other Ministry Grants for directly funded programs are recorded as revenue when the School has the rights to the funding in the period they relate to. The grants are not received in cash by the School and are paid directly by the Ministry of Education.

The property from which the School operates is owned by the Crown and managed by the Ministry of Education on behalf of the Crown. Grants for the use of land and buildings are not received in cash by the School as they equate to the deemed expense for using the land and buildings which are owned by the Crown. The School's use of the land and buildings as occupant is based on a property occupancy document as gazetted by the Ministry. The expense is based on an assumed market rental yield on the value of land and buildings as used for rating purposes.

This is a non-cash revenue that is offset by a non-cash expense. The use of land and buildings grants and associated expenditure are recorded in the period the School uses the land and buildings.

#### **Other Grants where conditions exist**

Other grants are recorded as revenue when the School has the rights to the funding, unless there are unfulfilled conditions attached to the grant, in which case the amount relating to the unfulfilled conditions is recognised as a liability and released to revenue as the conditions are fulfilled.

#### **Donations, Gifts and Bequests**

Donations, gifts and bequests are recognised as an asset and revenue when the right to receive funding or the asset has been established unless there is an obligation to return funds if conditions are not met. If conditions are not met funding is recognised as revenue in advance and recognised as revenue when conditions are satisfied.



### **Interest Revenue**

Interest Revenue earned on cash and cash equivalents and investments is recorded as revenue in the period it is earned.

### **d) Operating Lease Payments**

Payments made under operating leases are recognised in the Statement of Comprehensive Revenue and Expense on a straight line basis over the term of the lease.

### **e) Finance Lease Payments**

Finance lease payments are apportioned between the finance charge and the reduction of the outstanding liability. The finance charge is allocated to each period during the lease term on an effective interest basis.

### **f) Cash and Cash Equivalents**

Cash and cash equivalents include cash on hand, bank balances, deposits held at call with banks, and other short term highly liquid investments with original maturities of 90 days or less, and bank overdrafts. The carrying amount of cash and cash equivalents represent fair value.

### **g) Accounts Receivable**

Short-term receivables are recorded at the amount due, less an allowance for expected credit losses (uncollectable debts). The schools receivables are largely made up of funding from the Ministry of Education, therefore the level of uncollectable debts is not considered to be material. However, short-term receivables are written off when there is no reasonable expectation of recovery.

### **h) Inventories**

Inventories are consumable items held for sale and comprised of stationery and school uniforms. They are stated at the lower of cost and net realisable value. Cost is determined on a first in, first out basis. Net realisable value is the estimated selling price in the ordinary course of activities less the estimated costs necessary to make the sale. Any write down from cost to net realisable value is recorded as an expense in the Statement of Comprehensive Revenue and Expense in the period of the write down.

### **i) Investments**

Bank term deposits are initially measured at the amount invested. Interest is subsequently accrued and added to the investment balance. A loss allowance for expected credit losses is recognised if the estimated loss allowance is not trivial.

### **j) Property, Plant and Equipment**

Land and buildings owned by the Crown are excluded from these financial statements. The Board's use of the land and buildings as 'occupant' is based on a property occupancy document.

Improvements (funded by the Board) to buildings owned by the Crown or directly by the board are recorded at cost, less accumulated depreciation and impairment losses.

Property, plant and equipment are recorded at cost or, in the case of donated assets, fair value at the date of receipt, less accumulated depreciation and impairment losses. Cost or fair value as the case may be, includes those costs that relate directly to bringing the asset to the location where it will be used and making sure it is in the appropriate condition for its intended use.

Gains and losses on disposals (i.e. sold or given away) are determined by comparing the proceeds received with the carrying amounts (i.e. the book value). The gain or loss arising from the disposal of an item of property, plant and equipment is recognised in the Statement of Comprehensive Revenue and Expense.

### **Finance Leases**

A finance lease transfers to the lessee substantially all the risks and rewards incidental to ownership of an asset, whether or not title is eventually transferred. At the start of the lease term, finance leases are recognised as assets and liabilities in the Statement of Financial Position at the lower of the fair value of the leased asset or the present value of the minimum lease payments. The finance charge is charged to the surplus or deficit over the lease period so as to produce a constant periodic rate of interest on the remaining balance of the liability. The amount recognised as an asset is depreciated over its useful life. If there is no reasonable certainty whether the school will obtain ownership at the end of the lease term, the asset is fully depreciated over the shorter of the lease term and its useful life.



**Depreciation**

Property, plant and equipment are depreciated over their estimated useful lives on a straight line basis. Depreciation of all assets is reported in the Statement of Comprehensive Revenue and Expense.

The estimated useful lives of the assets are:

Building Improvements	40 years
Buildings	40 years
Furniture and Equipment	5-18 years
Information and Communication Technology	4 years
Library Resources	8 years
Leased assets held under a Finance Lease	Term of Lease

**k) Intangible Assets**

*Software costs*

Computer software acquired by the School are capitalised on the basis of the costs incurred to acquire and bring to use the specific software. Costs associated with subsequent maintenance and research expenditure are recognised as an expense in the Statement of Comprehensive Revenue and Expense when incurred.

The carrying value of software is amortised on a straight line basis over its useful life. The useful life of software is estimated as three years. The amortisation charge for each period and any impairment loss is recorded in the Statement of Comprehensive Revenue and Expense.

**l) Impairment of property, plant, and equipment and intangible assets**

The school does not hold any cash generating assets. Assets are considered cash generating where their primary objective is to generate a commercial return.

*Non cash generating assets*

Property, plant, and equipment and intangible assets held at cost that have a finite useful life are reviewed for impairment whenever events or changes in circumstances indicate that the carrying amount may not be recoverable. If such indication exists, the School estimates the asset's recoverable service amount. An impairment loss is recognised for the amount by which the asset's carrying amount exceeds its recoverable service amount. The recoverable service amount is the higher of an asset's fair value less costs to sell and value in use.

Value in use is determined using an approach based on either a depreciated replacement cost approach, restoration cost approach, or a service units approach. The most appropriate approach used to measure value in use depends on the nature of the impairment and availability of information.

In determining fair value less costs to sell the school engages an independent valuer to assess market value based on the best available information. The valuation is based on a comparison to recent market transactions.

If an asset's carrying amount exceeds its recoverable service amount, the asset is regarded as impaired and the carrying amount is written down to the recoverable amount. The total impairment loss is recognised in the surplus or deficit.

The reversal of an impairment loss is recognised in the surplus or deficit. A previously recognised impairment loss is reversed only if there has been a change in the assumptions used to determine the asset's recoverable service amount since the last impairment loss was recognised.

**m) Accounts Payable**

Accounts Payable represents liabilities for goods and services provided to the School prior to the end of the financial year which are unpaid. Accounts Payable are recorded at the amount of cash required to settle those liabilities. The amounts are unsecured and are usually paid within 30 days of recognition.



#### **n) Employee Entitlements**

##### *Short-term employee entitlements*

Employee entitlements that are expected to be settled within 12 months after the end of the reporting period in which the employees provide the related service are measured based on accrued entitlements at current rates of pay. These include salaries and wages accrued up to balance date, annual leave earned, by non teaching staff, to but not yet taken at balance date.

##### *Long-term employee entitlements*

Employee benefits that are not expected to be settled wholly before 12 months after the end of the reporting period in which the employee provides the related service, such as retirement and long service leave, have been calculated on an actuarial basis.

The calculations are based on the likely future entitlements accruing to employees, based on years of service, years to entitlement, the likelihood that employees will reach the point of entitlement, and contractual entitlement information, and the present value of the estimated future cash flows. Remeasurements are recognised in surplus or deficit in the period in which they arise.

#### **o) Revenue Received in Advance**

Revenue received in advance relates to fees received from students and grants received where there are unfulfilled obligations for the School to provide services in the future. The fees are recorded as revenue as the obligations are fulfilled and the fees earned.

The School holds sufficient funds to enable the refund of unearned fees in relation to students, should the School be unable to provide the services to which they relate.

#### **p) Funds Held in Trust**

Funds are held in trust where they have been received by the School for a specified purpose, or are being held on behalf of a third party and these transactions are not recorded in the Statement of Comprehensive Revenue and Expense.

The School holds sufficient funds to enable the funds to be used for their intended purpose at any time.

#### **q) Funds held for Capital works**

The school directly receives funding from the Ministry of Education for capital works projects that are included in the School five year capital works agreement. These funds are held on behalf and for a specified purpose as such these transactions are not recorded in the Statement of Comprehensive Revenue and Expense.

The School holds sufficient funds to enable the funds to be used for their intended purpose at any time.

#### **r) Shared Funds**

Shared Funds are held on behalf of a cluster of participating schools as agreed with the Ministry of Education. In instances where funds are outside of the School's control, these amounts are not recorded in the Statement of Comprehensive Revenue and Expense. In instances where the school is determined to be the principal for providing the service related to the Shared Funds (such as the RTLB programme), all income and expenditure related to the provision of the service is recorded in the Statement of Comprehensive Revenue and Expense. The School holds sufficient funds to enable the funds to be used for their intended purpose.



**s) Provision for Cyclical Maintenance**

The property from which the School operates is owned by the Crown, and is vested in the Ministry. The Ministry has gazetted a property occupancy document that sets out the Board's property maintenance responsibilities. The Board is responsible for maintaining the land, buildings and other facilities on the School site in a state of good order and repair.

Cyclical maintenance, which involves painting the interior and exterior of the School, makes up the most significant part of the Board's responsibilities outside day-to-day maintenance. The provision is a reasonable estimate, based on the school's best estimate of the cost of painting the school and when the school is required to be painted, based on an assessment of the school's condition.

The schools carries out painting maintenance of the whole school over a 7 to 10 year period, the economic outflow of this is dependent on the plan established by the school to meet this obligation and is detailed in the notes and disclosures of these accounts.

**t) Financial Instruments**

The School's financial assets comprise cash and cash equivalents, accounts receivable, and investments. All of these financial assets, except for investments that are shares, are initially recognised at fair value and subsequently measured at amortised cost, using the effective interest method.

Investments that are shares are categorised as 'financial assets at fair value through other comprehensive revenue and expense' for accounting purposes in accordance with financial reporting standards. On initial recognition of an equity investment that is not held for trading, the School may irrevocably elect to present subsequent changes in the investment's fair value in other comprehensive revenue and expense. This election has been made for investments that are shares. Subsequent to initial recognition, these assets are measured at fair value. Dividends are recognised as income in surplus or deficit unless the dividend clearly represents a recovery of part of the cost of the investment. Other net gains and losses are recognised in other comprehensive revenue and expense and are never reclassified to surplus or deficit.

The School's financial liabilities comprise accounts payable, borrowings, finance lease liability, and painting contract liability. Financial liabilities are subsequently measured at amortised cost using the effective interest method. Interest expense and any gain or loss on derecognition are recognised in surplus or deficit.

**u) Borrowings**

Borrowings on normal commercial terms are initially recognised at the amount borrowed plus transaction costs. Interest due on the borrowings is subsequently accrued and added to the borrowings balance. Borrowings are classified as current liabilities unless the school has an unconditional right to defer settlement of the liability for at least 12 months after balance date.

**v) Goods and Services Tax (GST)**

The financial statements have been prepared on a GST exclusive basis, with the exception of accounts receivable and accounts payable which are stated as GST inclusive.

The net amount of GST paid to, or received from, the IRD, including the GST relating to investing and financing activities, is classified as a net operating cash flow in the statements of cash flows.

Commitments and contingencies are disclosed exclusive of GST.

**w) Budget Figures**

The budget figures are extracted from the School budget that was approved by the Board.

**x) Services received in-kind**

From time to time the School receives services in-kind, including the time of volunteers. The School has elected not to recognise services received in kind in the Statement of Comprehensive Revenue and Expense.



**2. Government Grants**

	2022 Actual \$	2022 Budget (Unaudited) \$	2021 Actual \$
Government Grants - Ministry of Education	202,179	143,902	154,580
Teachers' Salaries Grants	211,318	246,908	219,452
Use of Land and Buildings Grants	91,331	110,497	84,392
Other Government Grants	218	-	-
	505,046	501,307	458,424

The school has opted in to the donations scheme for this year. Total amount received was \$3,450.

**3. Locally Raised Funds**

Local funds raised within the School's community are made up of:

	2022 Actual \$	2022 Budget (Unaudited) \$	2021 Actual \$
<b>Revenue</b>			
Donations & Bequests	3,098	-	4,368
Fees for Extra Curricular Activities	1,765	-	1,712
Trading	-	-	300
Fundraising & Community Grants	10,715	-	10,643
Other Revenue	11,400	8,320	7,360
	26,978	8,320	24,383
<b>Expenses</b>			
Extra Curricular Activities Costs	4,412	-	170
Trading	-	-	388
Fundraising & Community Grant Costs	549	-	351
Other Locally Raised Funds Expenditure	1,777	8,320	8,012
	6,738	8,320	8,921
<i>Surplus for the year Locally raised funds</i>	20,240	-	15,462

**4. Learning Resources**

	2022 Actual \$	2022 Budget (Unaudited) \$	2021 Actual \$
Curricular	21,397	23,770	21,646
Equipment Repairs	537	-	-
Information and Communication Technology	717	1,000	510
Library Resources	1,288	500	-
Employee Benefits - Salaries	272,595	296,400	255,214
Staff Development	6,423	10,730	6,885
Depreciation	13,526	10,000	11,218
Equipment Repairs	1,915	-	-
	318,398	342,400	295,473



## 5. Administration

	2022	2022	2021
	Actual	Budget	Actual
	\$	(Unaudited)	\$
Audit Fee	3,560	3,560	3,460
Board Fees	2,415	2,480	4,265
Board Expenses	2,401	7,381	4,850
Communication	2,524	950	1,689
Consumables	2,924	2,600	3,682
Operating Lease	267	-	-
Other	3,753	2,810	2,865
Employee Benefits - Salaries	36,169	20,343	38,051
Insurance	247	-	210
Service Providers, Contractors and Consultancy	4,980	5,250	4,980
Healthy School Lunch Programme	39,425	-	-
	<u>98,665</u>	<u>45,374</u>	<u>64,052</u>

## 6. Property

	2022	2022	2021
	Actual	Budget	Actual
	\$	(Unaudited)	\$
Caretaking and Cleaning Consumables	3,109	1,900	1,389
Cyclical Maintenance Provision	4,813	6,759	4,842
Grounds	3,105	3,200	3,953
Heat, Light and Water	8,647	7,500	8,684
Repairs and Maintenance	8,508	2,300	-
Use of Land and Buildings	91,331	110,497	84,392
	<u>119,513</u>	<u>132,156</u>	<u>103,260</u>

The use of land and buildings figure represents 5% of the school's total property value. Property values are established as part of the nation-wide revaluation exercise that is conducted every 30 June for the Ministry of Education's year-end reporting purposes.

## 7. Cash and Cash Equivalents

	2022	2022	2021
	Actual	Budget	Actual
	\$	(Unaudited)	\$
Bank Accounts	76,109	56,242	89,930
Cash and cash equivalents for Statement of Cash Flows	<u>76,109</u>	<u>56,242</u>	<u>89,930</u>

The carrying value of short-term deposits with original maturity dates of 90 days or less approximates their fair value.

Of the \$76,109 Cash and Cash Equivalents \$669 is held by the School on behalf of the Ministry of Education. These funds have been provided by the Ministry as part of the school's 5 Year Agreement funding for upgrades to the school's buildings. The funds are required to be spent in 2023 on Crown owned school buildings.



**8. Accounts Receivable**

	2022 Actual \$	2022 Budget (Unaudited) \$	2021 Actual \$
Receivables	4,058	-	3,913
Banking Staffing Underuse	1,125	-	-
Interest Receivable	1,243	476	366
Teacher Salaries Grant Receivable	19,663	19,534	16,692
	26,089	20,010	20,971
Receivables from Exchange Transactions	5,301	476	4,279
Receivables from Non-Exchange Transactions	20,788	19,534	16,692
	26,089	20,010	20,971

**9. Investments**

The School's investment activities are classified as follows:

	2022 Actual \$	2022 Budget (Unaudited) \$	2021 Actual \$
Current Asset			
Short-term Bank Deposits	100,575	100,000	100,000
Total Investments	100,575	100,000	100,000



**10. Property, Plant and Equipment**

	Opening Balance (NBV)	Additions	Disposals	Impairment	Depreciation	Total (NBV)
2022	\$	\$	\$	\$	\$	\$
Land	10,000	-	-	-	-	10,000
Buildings	52,636	-	-	-	(2,154)	50,482
Building Improvements	7,722	1,803	-	-	(1,161)	8,364
Furniture and Equipment	12,940	13,433	-	-	(4,670)	21,703
Information and Communication Technology	9,327	8,258	-	-	(4,181)	13,404
Leased Assets	1,749	1,508	-	-	(1,241)	2,016
Library Resources	136	-	-	-	(119)	17
<b>Balance at 31 December 2022</b>	<b>94,510</b>	<b>25,002</b>	<b>-</b>	<b>-</b>	<b>(13,526)</b>	<b>105,986</b>

The net carrying value of equipment held under a finance lease is \$2,016 (2021: \$1,749)

*Restrictions*

There are no restrictions over the title of the school's property, plant and equipment, nor are any property, plant and equipment pledged as security for liabilities.

	2022	2022	2022	2021	2021	2021
	Cost or Valuation	Accumulated Depreciation	Net Book Value	Cost or Valuation	Accumulated Depreciation	Net Book Value
	\$	\$	\$	\$	\$	\$
Land	10,000	-	10,000	10,000	-	10,000
Buildings	86,158	(35,676)	50,482	86,158	(33,522)	52,636
Building Improvements	41,166	(32,802)	8,364	39,363	(31,641)	7,722
Furniture and Equipment	116,993	(95,290)	21,703	106,115	(93,175)	12,940
Information and Communication Technology	52,848	(39,444)	13,404	44,590	(35,263)	9,327
Leased Assets	4,249	(2,233)	2,016	2,740	(991)	1,749
Library Resources	38,574	(38,557)	17	38,574	(38,438)	136
<b>Balance at 31 December</b>	<b>349,988</b>	<b>(244,002)</b>	<b>105,986</b>	<b>327,540</b>	<b>(233,030)</b>	<b>94,510</b>

**11. Accounts Payable**

	2022	2022	2021
	Actual	Budget (Unaudited)	Actual
	\$	\$	\$
Creditors	3,654	3,317	8,464
Accruals	3,560	3,280	3,460
Banking Staffing Overuse	-	15,582	-
Employee Entitlements - Salaries	19,663	19,534	16,692
Employee Entitlements - Leave Accrual	910	857	801
	<b>27,787</b>	<b>42,570</b>	<b>29,417</b>
Payables for Exchange Transactions	27,787	42,570	29,417
Payables for Non-exchange Transactions - Taxes Payable (PAYE and Rates)	-	-	-
Payables for Non-exchange Transactions - Other	-	-	-
	<b>27,787</b>	<b>42,570</b>	<b>29,417</b>

The carrying value of payables approximates their fair value.



**12. Revenue Received in Advance**

	2022 Actual \$	2022 Budget (Unaudited) \$	2021 Actual \$
MoE Grants in Advance	-	2,351	-
	-	2,351	-

**13. Provision for Cyclical Maintenance**

	2022 Actual \$	2022 Budget (Unaudited) \$	2021 Actual \$
Provision at the Start of the Year	30,417	9,542	25,575
Increase to the Provision During the Year	6,437	6,759	6,584
Other Adjustments	(1,624)	-	(1,742)
Provision at the End of the Year	35,230	16,301	30,417
Cyclical Maintenance - Current	21,230	16,301	21,083
Cyclical Maintenance - Non current	14,000	-	9,334
	35,230	16,301	30,417

Per the cyclical maintenance schedule the school is next expected to undertake painting works during 2023. This plan is based on the schools 10 Year Property plan / painting quotes.

**14. Finance Lease Liability**

The School has entered into a number of finance lease agreements for computers and other ICT equipment. Minimum lease payments payable:

	2022 Actual \$	2022 Budget (Unaudited) \$	2021 Actual \$
No Later than One Year	1,352	751	1,044
Later than One Year and no Later than Five Years	1,117	746	1,032
Future Finance Charges	(217)	-	(193)
	2,252	1,497	1,883
<b>Represented by</b>			
Finance lease liability - Current	1,204	751	913
Finance lease liability - Non current	1,048	746	970
	2,252	1,497	1,883



### 15. Funds Held (Owed) for Capital Works Projects

During the year the School received and applied funding from the Ministry of Education for the following capital works projects. The amount of cash held on behalf of the Ministry for capital works projects is included under cash and cash equivalents in note 7.

	2022	Project No.	Opening Balances \$	Receipts from MoE \$	Payments \$	Board Contributions	Closing Balances \$
Roofing & Tree Removal		238483	-	16,110	(15,441)	-	669
Shade Structure, Concrete Repairs		221816	(4,792)	4,792	-	-	-
1,2: Inspect, Remediate and Upgrade Admin		240845	-	-	(1,438)	-	(1,438)
<b>Totals</b>			<b>(4,792)</b>	<b>20,902</b>	<b>(16,879)</b>	<b>-</b>	<b>(769)</b>

**Represented by:**

Funds Held on Behalf of the Ministry of Education	669
Funds Receivable from the Ministry of Education	(1,438)

	2021	Project No.	Opening Balances \$	Receipts from MoE \$	Payments \$	Board Contributions	Closing Balances \$
Electrical and Lighting Works			2,962	(2,962)	-	-	-
Shade Structure, Concrete Repairs		221816	13,451	-	(18,243)	-	(4,792)
<b>Totals</b>			<b>16,413</b>	<b>(2,962)</b>	<b>(18,243)</b>	<b>-</b>	<b>(4,792)</b>

**Represented by:**

Funds Held on Behalf of the Ministry of Education	-
Funds Receivable from the Ministry of Education	(4,792)

### 16. Related Party Transactions

The School is a controlled entity of the Crown, and the Crown provides the major source of revenue to the school. The school enters into transactions with other entities also controlled by the Crown, such as government departments, state-owned enterprises and other Crown entities. Transactions with these entities are not disclosed as they occur on terms and conditions no more or less favourable than those that it is reasonable to expect the school would have adopted if dealing with that entity at arm's length.

Related party disclosures have not been made for transactions with related parties that are within a normal supplier or client/recipient relationship on terms and conditions no more or less favourable than those that it is reasonable to expect the school would have adopted in dealing with the party at arm's length in the same circumstances. Further, transactions with other government agencies (for example, Government departments and Crown entities) are not disclosed as related party transactions when they are consistent with the normal operating arrangements between government agencies and undertaken on the normal terms and conditions for such transactions.



## 17. Remuneration

### Key management personnel compensation

Key management personnel of the School include all Board members, Principal, Deputy Principals and Heads of Departments.

	2022 Actual \$	2021 Actual \$
<i>Board Members</i> Remuneration	2,415	4,265
<i>Leadership Team</i> Remuneration Full-time equivalent members	87,535 1.00	115,934 1.00
Total key management personnel remuneration	89,950	120,199

There are 5 members of the Board excluding the Principal. The Board had held 9 full meetings of the Board in the year. The Board also has Finance (5 members) and Property (5 members) that met 9 and 9 times respectively. As well as these regular meetings, including preparation time, the Presiding Member and other Board members have also been involved in ad hoc meetings to consider student welfare matters including stand downs, suspensions, and other disciplinary matters.

### Principal 1

The total value of remuneration paid or payable to the Principal was in the following bands:

	2022 Actual \$000	2021 Actual \$000
Salaries and Other Short-term Employee Benefits:		
Salary and Other Payments	80 - 90	-
Benefits and Other Emoluments	2 - 3	-
Termination Benefits	-	-
Principal 2		
The total value of remuneration paid or payable to the Principal was in the following bands:		
Salary and Other Payments	5 - 6	-
Benefits and Other Emoluments	-	-
Termination Benefits	-	-
Principal 3		
The total value of remuneration paid or payable to the Principal was in the following bands:		
Salary and Other Payments	-	100 - 110
Benefits and Other Emoluments	-	3 - 4
Termination Benefits	-	-

### Other Employees

The number of other employees with remuneration greater than \$100,000 was in the following bands:

Remuneration \$000	2022 FTE Number	2021 FTE Number
100 - 110	-	-
	0.00	0.00

The disclosure for 'Other Employees' does not include remuneration of the Principal.



## 18. Compensation and Other Benefits Upon Leaving

The total value of compensation or other benefits paid or payable to persons who ceased to be board members, committee members, or employees during the financial year in relation to that cessation and number of persons to whom all or part of that total was payable was as follows:

	2022 Actual	2021 Actual
Total	-	-
Number of People	-	-

## 19. Contingencies

There are no contingent liabilities and no contingent assets (except as noted below) as at 31 December 2022 (Contingent liabilities and assets at 31 December 2021: nil).

In 2022 the Ministry of Education provided additional funding for both the Support Staff in Schools' Collective Agreement (CA) Settlement and the Teacher Aide Pay Equity Settlement. The school is still yet to receive a final wash up that adjusts the estimated quarterly instalments for the actual teacher aides employed in 2022.

The Ministry is in the Process of determining the amount of the final wash up payment for the year ended 31 December 2022. Even though the payment is probable, the amount to be received is not known with a high level of certainty. The school has therefore not recognised the expected receipt (asset) and income in its financial statements. The payment is expected to be received in July 2023.

### Holidays Act Compliance – schools payroll

The Ministry of Education performs payroll processing and payments on behalf of boards, through payroll service provider Education Payroll Limited.

The Ministry's review of the schools sector payroll to ensure compliance with the Holidays Act 2003 is ongoing. Final calculations and potential impact on any specific individual will not be known until further detailed analysis and solutions have been completed.

To the extent that any obligation cannot reasonably be quantified at 31 December 2022 a contingent liability for the school may exist.

## 20. Commitments

### (a) Capital Commitments

As at 31 December 2022 the Board has entered into contract agreements for capital works as follows:

\$17,923 contract for the Roofing & Tree Removal as agent for the Ministry of Education. This project is fully funded by the Ministry and \$16,110 has been received of which \$15,441 has been spent on the project to balance date. This project has been approved by the Ministry; and

contract for the 1,2: Inspect, Remediate and Upgrade Admin Block as agent for the Ministry of Education. This project is fully funded by the Ministry and \$0 has been received of which \$1,438 has been spent on the project to balance date. This project has been approved by the Ministry.

(Capital commitments as at 31 December 2021:

\$49,792 contract for the Shade Structure, Concrete Repairs as agent for the Ministry of Education. This project is fully funded by the Ministry and \$45,000 has been received of which \$49,792 has been spent on the project to balance date. This project has been approved by the Ministry.)



## (b) Operating Commitments

As at 31 December 2022 the Board has entered into the following contracts:

(a) operating lease of photocopiers;

	2022 Actual \$	2021 Actual \$
No later than One Year	1,068	-
Later than One Year and No Later than Five Years	712	-
Later than Five Years	-	-
	1,780	-

The total lease payments incurred during the period were \$267 (2021: \$0).

## 21. Financial Instruments

The carrying amount of financial assets and liabilities in each of the financial instrument categories are as follows:

### Financial assets measured at amortised cost

	2022 Actual \$	2022 Budget (Unaudited) \$	2021 Actual \$
Cash and Cash Equivalents	76,109	56,242	89,930
Receivables	26,089	20,010	20,971
Investments - Term Deposits	100,575	100,000	100,000
	202,773	176,252	210,901

### Financial liabilities measured at amortised cost

Payables	27,787	42,570	29,417
Finance Leases	2,252	1,497	1,883
	30,039	44,067	31,300

## 22. Events After Balance Date

During February 2023 the North Island of New Zealand was struck by several extreme weather events which resulted in widespread flooding, road closures, slips, and prolonged power and water outages for many communities in the Northland, Auckland, Coromandel, Bay of Plenty, Gisborne, and Hawkes Bay/Tairāwhiti regions.

While many schools were able to reopen soon after the extreme weather events, some schools have remained closed for a prolonged period.

The damage caused by extreme weather events in the Northland region and the full financial impact has not yet been determined, but it is not expected to be significant to the school. The school continued to receive funding from the Ministry of Education, even while closed.

## 23. Comparatives

There have been a number of prior period comparatives which have been reclassified to make disclosure consistent with the current year.

## Maromaku School

### Members of the Board

<b>Name</b>	<b>Position</b>	<b>How Position Gained</b>	<b>Term Expired/ Expires</b>
Rosalind Simpson	Presiding Member	Elected	Jun 2025
Lisa Neal	Principal	ex Officio	Jan 2022
Paula Ashcroft	Principal	ex Officio	
J Horsford	Parent Representative	Elected	Sep 2022
Nathan Horsford	Parent Representative	Elected	Sep 2022
Karla McLean	Parent Representative	Elected	Sep 2022
Nick Cunningham	Parent Representative	Elected	Jun 2025
Voloy Matthews	Parent Representative	Elected	Jun 2025
Adrienne Kehoe	Parent Representative	Elected	Jun 2025
Janet Harder	Staff Representative	Elected	Jun 2025
Maxwell Horsford	Other	Elected	Jun 2025

## **Maromaku School**

### **Kiwisport**

Kiwisport is a Government funding initiative to support students' participation in organised sport. In 2022, the school received total Kiwisport funding of \$385 (excluding GST). The funding was spent on sporting endeavours.

## **Statement of Compliance with Employment Policy**

For the year ended 31st December 2022 the Maromaku School Board:

- Has developed and implemented personnel policies, within policy and procedural frameworks to ensure the fair and proper treatment of employees in all aspects of their employment
- Has reviewed its compliance against both its personnel policy and procedures and can report that it meets all requirements and identified best practice.
- Is a good employer and complies with the conditions contained in the employment contracts of all staff employed by the Board.
- Ensures all employees and applicants for employment are treated according to their skills, qualifications and abilities, without bias or discrimination.
- Meets all Equal Employment Opportunities requirements.